




Home Access Center is a web-based student information system that allows parents and guardians to view student demographics, report card, attendance, discipline, scheduling, classwork, and progress report information as it is entered in the teacher's Gradebook system (Teacher Access Center).

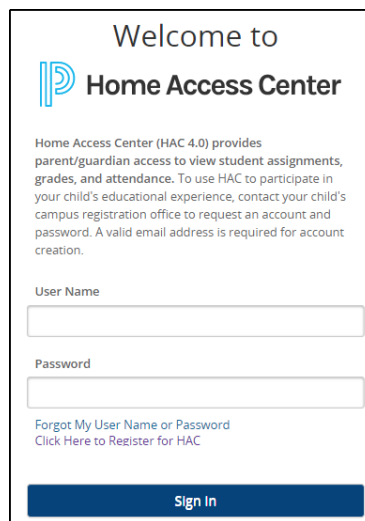
Login to Home Access Center

1. Go to the main Killeen Independent School District home page (<https://www.killeenisd.org>).
2. Click on **Parents and Students** link.
3. Click **Home Access Center** icon  > **Log in to Home Access Center**.

Account Credentials

Home Access Accounts are created for guardians that have an email address or Login ID listed in the student management system.
Note: As a first-time user you may contact the campus to setup your account or Register for a HAC account from the Home Access Center login page.

1. Enter the **Username** and **Password** provided to you by email/letter or by campus personnel.

A screenshot of the Home Access Center login page. At the top, it says "Welcome to Home Access Center" with a logo. Below that, there is a paragraph of text explaining the system and how to get an account. There are two input fields: "User Name" and "Password". Below the password field, there are two links: "Forgot My User Name or Password" and "Click Here to Register for HAC". At the bottom, there is a blue "Sign In" button.

2. Click **Sign In**

Note: First time users will be directed to create two challenge questions and answers.

If you forget your Username and Password:

1. Click '**Forgot My Username or Password**' on the main login screen.
2. Enter either your Username or Email Address.
3. Click **Submit**. You will receive an email with instructions on how to reset your password.
4. Click the, '**Reset your Home Access Center Password**' hyperlink attached to the email received. You will then be instructed to answer one challenge question. You will then be directed to the '**My Account**' screen, where you will create a new password. Once you have created your new password, **click** 'Continue to Home Access Center'. You will be logged in to your Home Access Center Account.

Reset password or challenge questions and answers:

Note: You must be logged in to Home Access Center. Hover over your name in the top right-hand corner, then **click** 'My Account'.

Reset Password:

1. Enter your Old Password and the New Password twice.
2. Click '**Change Password**'.
 - a. You will receive a message confirming the password change.

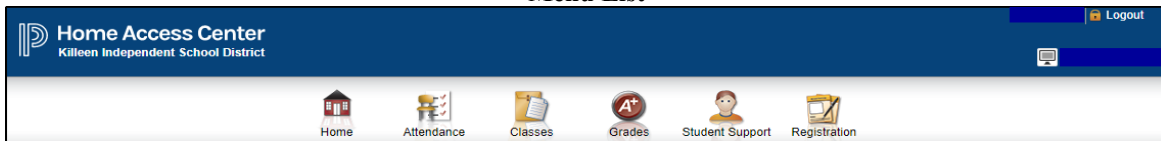
Create or Reset your challenge questions and answers:

Type your questions and answers in the appropriate fields.

1. Click **'Update Challenge Questions'**.
 - a. You will receive a message confirming the change.

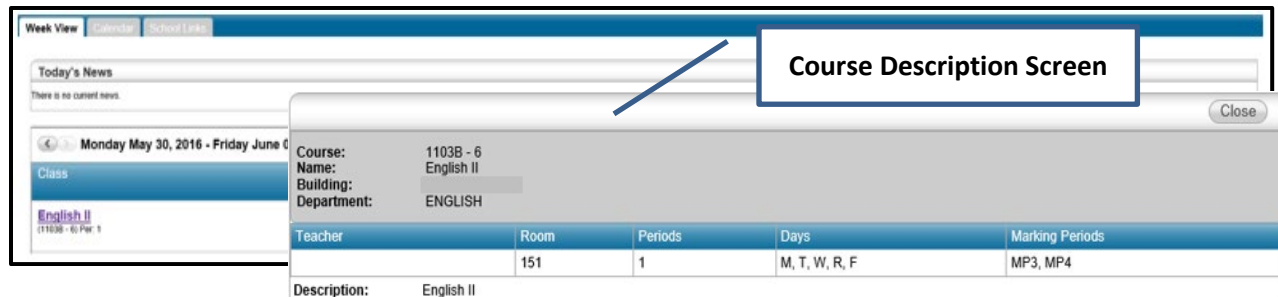
The screenshot shows a web form with two main sections. The top section is titled 'Change Password' and contains three input fields: 'Old Password', 'New Password', and 'Confirm New Password'. Below these fields is a 'Change Password' button. The bottom section is titled 'Challenge Questions' and contains a prompt: 'Compose 2 challenge questions and provide appropriate answers'. It features two columns: 'Questions' and 'Answers', each with two input fields. At the bottom of the form is an 'Update challenge questions' button.

Menu List



Home Menu

The **Home Screen** will be the first screen available upon logging in. The Home screen gives you access to the 'Week View', Calendar, and School Links (KISD District Links) tabs.



- **Week View:** Displays the student's schedule, attendance, and discipline information for the week. Previous and future weeks can also be displayed by clicking the arrow icons . Links are provided for viewing details on individual courses. To view your child's full schedule, click 'View Full Schedule'. To view the course description, click the hyperlinked course name under *Description* and the course description will display.
- **Calendar:** Displays a month-view of the student's attendance, scheduling, assignment, and discipline information. Activities and special events are also available. Filters are provided for you to configure the type of information that displays. You may also change the calendar view (daily, weekly, monthly).
- **School Links:** Additional links available within or outside the district.
 - **Student Lunch Account (SchoolCafe)** link is a secure portal for parents to pay for their child's school meals online. Parents may setup Automatic Payment Plans, View Account Balances and History, and Receive Automatic Notification on balance status.
 - **First-Time Users:** When using SchoolCafe for the first time, you must register and create a SchoolCafe username and password.
 - **Bus Routes** link is provided to give parents the access to locate their child's school
 - Transportation for Special Needs will need to contact the Transportation Department at 254-336-0138.
 - **EDULOG Parent Portal Life App (Transportation)**
 - **Library Online** link is a library resource through Killeen Independent School District to link parents and students to the district campus libraries.
 - **KISD Home** link will direct you back to the main Killeen Independent School District website.
 - **Android Family App Tip Sheet** link will direct you to the Family App tip sheet.
 - **iPhone and iPad Family App Tip Sheet** link will direct you to the tip sheet on how to use the Family App on an iPhone or iPad.
 - **Parent Quick Sheet** link will direct you to the Parent Home Access Center tip sheet.

Attendance Menu

- Month View: Displays a month-view of the attendance. A color legend identifies the type of attendance displayed. To identify the type of absence, place the cursor over the colored day to view more detailed information on the absences and tardies. To view attendance information for a different month in the school year, click the << or >> links to move back and forward a month at a time.

Attendance Detail


Classes Menu

- Classwork:** Displays course assignments, to include date assigned, due date, categories, potential points, and scores for the assignment. You may sort the classes by **Report Card Run**, **Class**, or **Assignment Due Date**. Once you select your sort preference, click **Refresh View**.
- To view the assignment description, click the hyperlinked assignment name under **Assignment**.

Date Due	Date Assigned	Assignment
08/30/2016	08/25/2016	"Ange" SAB
08/26/2016	08/25/2016	DQ's & WarmUps

Assignment Description Screen

Course: 4214A-15 Spanish II
Assignment: Para Empezar Pink
Category: Formative
Date Assigned: 09/15/2015
Date Due: 09/15/2015
Points: 100.00
Weight: 1.00
Score: No
Extra Credit: No

- To view assignment score comments, click the comment  icon next to the score.

Date Due	Date Assigned	Assignment	Category	Score	Total Points
04/18/2019	04/11/2019	WWII Assessment	Formative	95.00 	100.00

- Classwork Alerts:* To set up to receive Email or Mobile alerts when your child's course average falls below or above a certain percentage, select your preferred alert type.

Email Push Mobile - Alert me if my student receives a course average below % or above %.

- Career Plan (High School ONLY):** Displays the student's progress toward fulfilling course and credit requirements for graduation and supplemental plans, based on the student's career plan.
- Schedule:** Displays the student's schedule for the year and next year's course requests.

Note: You may email the teacher by clicking the teacher's name from the 'Schedule' tab.

2020 - 2021 Schedule								
Course	Description	Periods	Teacher	Room	Days	Marking Periods	Building	Status
2642A - 2	Soccer 11th Boys	1		gym	M, T, W, R, F	MP1, MP2		Active
2642B - 2	Soccer 11th Boys	1		gym	M, T, W, R, F	MP3, MP4		Active
3352A - 13	Algebra II	2		2201	M, T, W, R, F	MP1, MP2		Active

Grades Menu

- IPR:** Displays the student's most recent interim progress report, including courses, marks, and comments.
- Report Card:** Displays report card information after the grade's calculations have been completed at the end of the 9 weeks grading cycle.
- Transcript (High School):** Displays the student's transcript information.
- Test Scores:** Displays all standardized test scores.
- Texas Test Scores:** Displays Texas Student Portal links (Texas Assessment) in English and Spanish.

Student Support Menu


- Discipline:** Provides all discipline incidents involving the student. The information includes the type of incident, category, location, date and time, and the student's role, such as offender, victim, or witness. Additional information on the incident can be viewed by clicking the incident or incident role link.

School Year	Incident	Category	Building	Location	Incident Date/Time	Incident Role
2016	Persistent Minor Offenses (Spec #1)			All School	11/24/2015 12:00:00 AM	Offender
2016	Insurrection			Classroom	11/23/2015 2:32:00 PM	Offender

Registration Menu

- **Demographic:** Displays student demographic data, emergency information, and contact information entered in the system for your student.


Log Out

Click the  (Logoff) button located in the top right corner of the Home Access Center screen.

Helpful Notes:

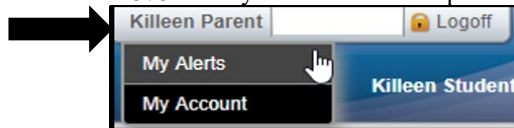
- If you are a guardian who may access multiple students in HAC, click the dropdown icon next to your student's name (*under Logout*). The **Choose Your Student** box will display.



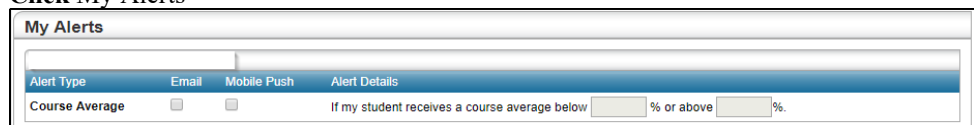
- **Note:** If all your children do not display from the dropdown, contact your child's campus for further assistance with linking all your children to one HAC account.
- If you do not have more than one child in KISD, or each child's record has different guardian information and HAC account address for the parent/guardian, you will be directed to the **'Home Menu'** page when you log in.
- For questions related to account setup, linking all your children to one HAC account, etc., please contact your child's campus registration office. For questions related to your child's grades, attendance, or assignments, please contact your child's teacher(s).
- You may email the teacher by clicking the teacher's name (under the course name/description) from the home page  Home, 'Week View' tab.
- **My Alerts:** Allows guardians and students to subscribe to alerts to receive emails or phone messages on your student's course averages.

- **To subscribe to HAC Alerts:**

- **Hover** over your name at the top of the screen next to the UserVoice button.



- **Click My Alerts**



Alert Type	Email	Mobile Push	Alert Details
Course Average	<input type="checkbox"/>	<input type="checkbox"/>	If my student receives a course average below <input type="text"/> % or above <input type="text"/> %.

- Select your Alert preference(s): Email or Mobile Push.
- Enter your Alert average range.
- Once you leave the My Alert page, your entries are saved automatically.
- You will receive an alert message at any time your child's average meets the alert criteria you entered.
- Make sure that your pop-up blocking software or toolbars have been disabled or allowed for this site.
- To ensure you receive emails from our automated system, please add this email address to your email contacts: espMail@killeenisd.org