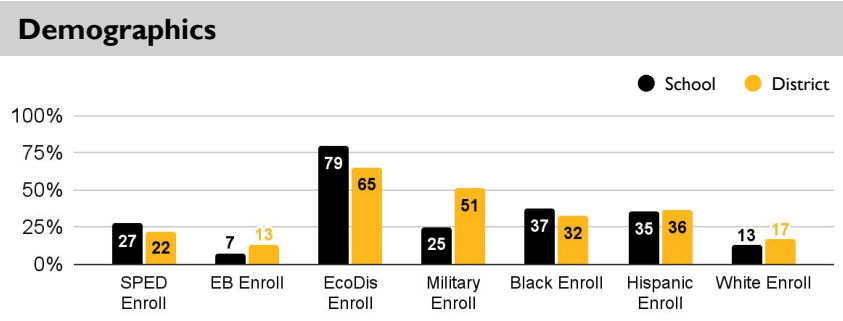



Brookhaven Elementary School

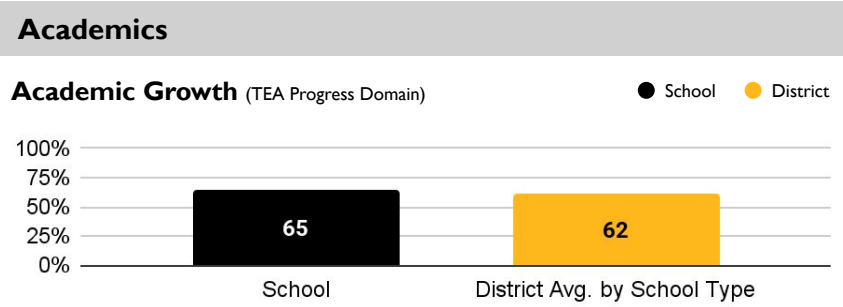


School Overview	
Location	3221 Hilliard Ave.
Campus Type	Elementary School
TEA Accountability Rating	C
High School Feeder(s)	100% Killeen
Year Built Major Upgrades	1993 N/A



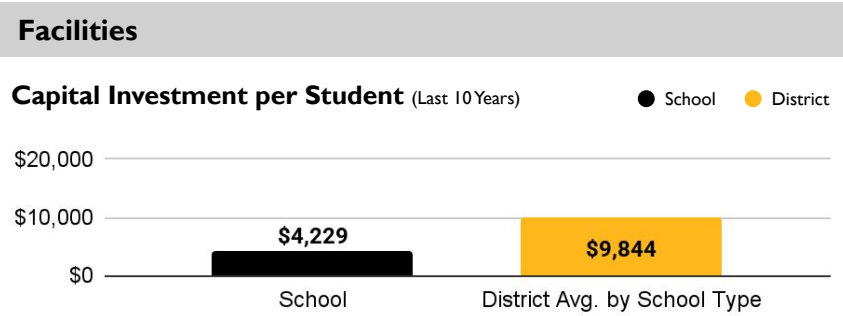
Enrollment

Total Enrollment	503
5-Year Trend	-17.4%




Staffing

Principal Experience	4 years
Average Teacher Experience	13.3 years
Percent Certified Teachers	90%



Age of HVAC	11 years
Age of Roof	15 years
Age of Original Building	32 years

Choice and Student Engagement



Category	Count
Choice in	132
Choice out	134

Legend: ● Attending from Out of Zone in 2023-24, ● Attending Zoned School in 2023-24, ● Estimated Transfer Out (Charter/Private) in 2023-24, ● Transfer Out Within Killeen in 2023-24

Discipline Data

	School	Rank by School Type
Number of ISS Placements	116	10 of 31
Number of DAEP Placements	1	10 of 31

School Resources

Extracurricular Offerings

Communities in School Program, Purple Star Designation, CKH Rising Star Campus, Art Club, Table Games Club, Lego Blocks Club, Happy Club



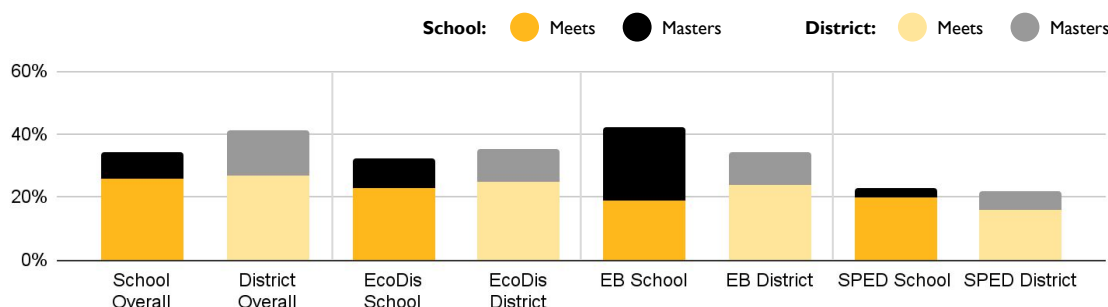
Number of Admin	3
-----------------	---

Brookhaven Elementary School

Priority Criteria

Academic Outcomes	<input type="radio"/>	Meets+ percentage not on track to meet Board goal; subgroup(s) performing in bottom 10% by school type
High Quality School Facilities	<input type="radio"/>	Building Utilization <80%
Strong Leadership and Staffing	<input checked="" type="radio"/>	
Family and Student Engagement	<input checked="" type="radio"/>	
Resources for Student Readiness	<input type="radio"/>	Operating cost per student is above the 75th percentile; total staff-to-enrollment ratio is outside of acceptable range

Academic Outcomes

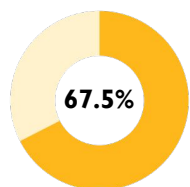


Subgroup(s) Performing in Bottom 10% by School Type

White, Hispanic

High Quality School Facilities

Building Utilization



Total Capacity **745**

Facility Investment over 10 years
\$2,127,437

Rank by School Type
13 of 31

Strong Leadership & Staffing

Teacher Retention (3yr. avg.)

School **75.7%** District **71.8%**

Teacher Average Days Absent

School **14** District Allowance **10**

Staff Culture/Climate Survey Results

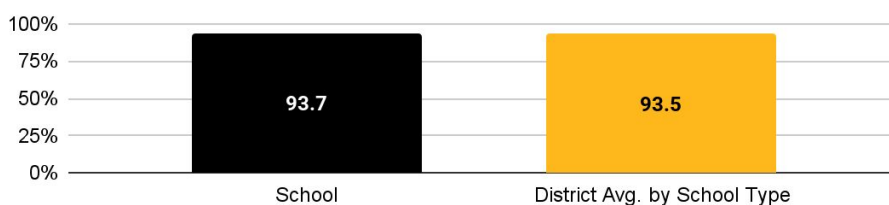


Survey Results Rank by School Type

7 of 31

Family and Student Engagement

Average Daily Student Attendance



Student Culture/Climate Survey Results

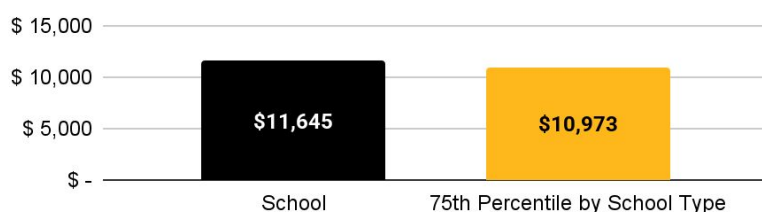


Survey Results Rank by School Type

20 of 31

Resources for Student Readiness

Operating Cost per Student



Personnel Resources

Total Staff to Enrollment (School) **12.7 to 1**

Total Staff to Enrollment (District) **13.9 to 1**

Staff to Enrollment Rating **Below Acceptable Range**